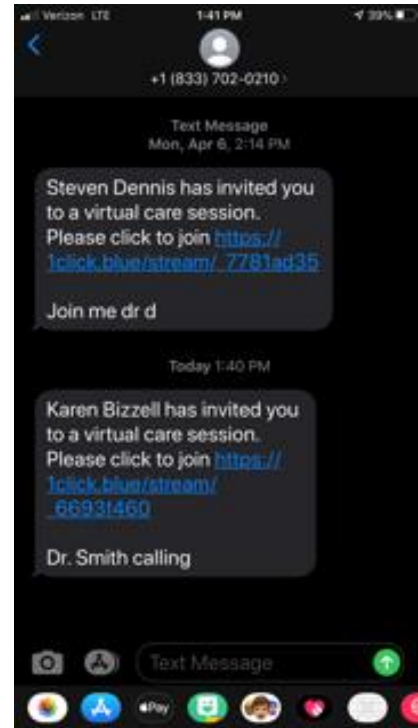


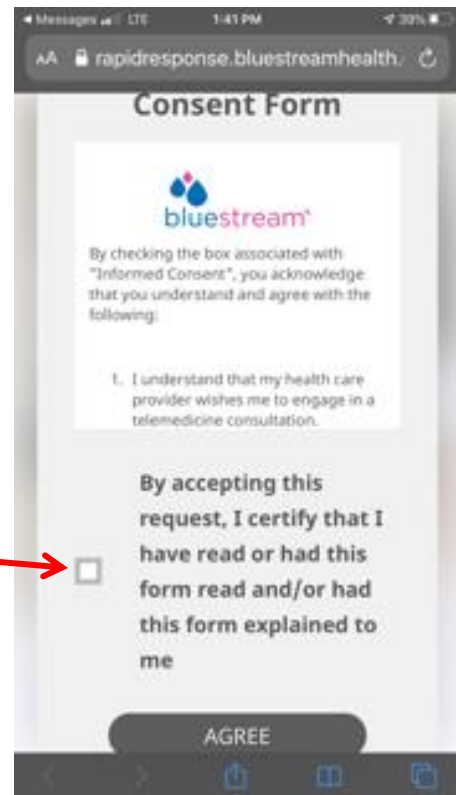
BlueStream Overview

Here is a brief overview for using **BlueStream** with your physician:

1. When the physician is ready to call you, you will receive an email or text like this:

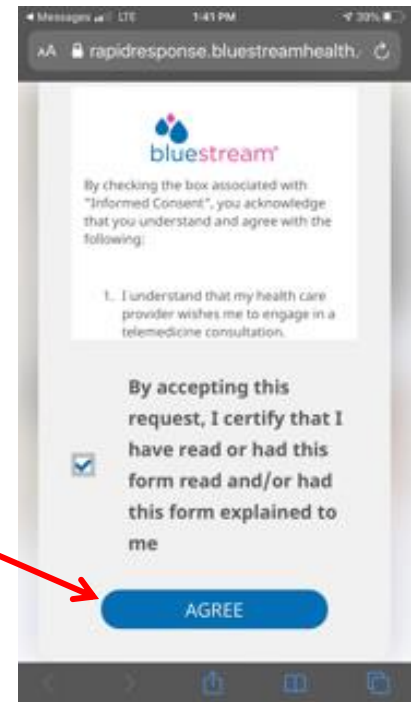


2. Click on the link from this email or text. This takes you to a web browser with a consent form to use **BlueStream**.



3. Tap to place a check mark in the square box.

4. Then, the word AGREE will change color and you can click AGREE.



5. The next screen is to allow for camera and mic pops up. Just click **Allow**.



6. After a few seconds, you will see your physician's camera feed appear on your screen, and the conversation can begin.

At the end of the session, this window will appear to signal that the session has ended.

